

Handing-over protocol



AREVA
Energietechnik GmbH

page 1

Client: AIR LIQUIDE

Order no.: 4500024586

AREVA rev. no.: 3234 P 4844

Project : ASU Nr. 9 Kosice / SK

Equipment: All parts of the turn key project Air Separation Unit Nr 9
at the site of US Steel Kosice

Drawing no.: Acc. to encl. partial Acceptance Reports

Date of acceptance: 13th April 2006

Start of warrantee: 13th April 2006

Remaining works: According to enclosed Punch list. (INCLUDING OFFICIAL ALE/USSR
PUNCHLIST No. 34, 52, 65, 66)
- ADDITIONAL ORDERED WORKS HAD TO BE FINISHED
- CHANGE OF WRONG TAC-PLATE AT REACTOR-DOOR
- UNCONNECTED WIRES IN LV-PART OF CABINETS HAD
TO BE FIXED IN A PROPER WAY
- FAULT ANNOUNCEMENT BY NORMAL SWITCH OFF HAD TO BE
FIXED OR IF NOT POSSIBLE, EXPLAINED IN A PROPER WAY

Date: 27.10.2006

Annexes: Enclosed acceptance Reports of project parts: T80 - B, F, G, H of 13th April 2006;

T81 of 31th March 2006; T01 of 28th March 2006, T02 of 24th March 2006

Participants: _____

AREVA: Luboš Ungvarský
Local Project Manager

Date: 27.10.2006

Signature:

Air Liquide: WOLFGANG MARTEUS
E&I-SUPERVISOR

27.10.2006

US Steel: K. Rabatini
114925

27.10.2006

Acceptance report



AREVA
Energietechnik GmbH

page 4

Client: AIR LIQUIDE

Order no.: 4500024586

AREVA rev. no.: 3234 P 4844

Project: ASU Nr. 9 Kosice / SK

Switchgear: T80, US Steel Košice

Project Sections:

B - 6,3kV switchgear, F - 110 kV transformers, G - neutral point, H - reactors

Drawing no.: V02-1240/2005/9738/B, F, G, H (VUJE document)

Date of acceptance: 13.4.2006

Start of warrantee: 12.4.2006 End of warrantee: _____

partial acceptance: () ()
yes no

Remaining works:

Date: _____

Annexes: _____

Participants: _____

AREVA: <u>Ungvarsky</u>	Date: <u>13.4.2006</u>	Signature: <u>[Signature]</u>
Air Liquide: <u>O'NEILL</u>	<u>13.4.2006</u>	<u>[Signature]</u>
US Steel:		

Acceptance report



AREVA
Energietechnik GmbH

page 1

Client: AIR LIQUIDE
Order no.: 4500024586
AREVA rev. no.: 3234 P 4844
Project : ASU Nr. 9 Kosice / SK

Switchgear: T81 - 6 kV Switch gear AHA 12
VS Steel Kosice

Drawing no.: VDE-1240/2005/9738/C (VUJE)

Date of acceptance: 31. 3. '06

Start of warrantee: 31. 3. '06 End of warrantee: _____

partial acceptance ☐ () ☒ (x)
yes no



















Remaining works: _____

Date: _____

Annexes: _____

Participants: VUJE, a.s. Ing. J. Kováčik, ED a.s. Ing. R. Bělák
VUJE a.s. Ing. J. Kováčik
ELV Holding a.s. Ing. J. Kováčik
DW 40 J. Kováčik Ing. J. Kováčik DW 20 J. Kováčik

AREVA: <u>Lubos VNEVARSKY</u>	Date: <u>24. 3. '06</u>	Signature: <u>[Signature]</u>
Client: <u>O'NEILL FOR ALE</u>	<u>31. 3. 06</u>	<u>[Signature]</u>
Client:		

		PREZENČNÁ LISTINA zo školenia o bezpečnosti a ochrane zdravia pri práci na spoločných pracoviskách		Strana:
Názov akcie: Obsluha rozvodne AREVA AHA 12				DÁTUM : 20.10.2006
P. č.	Meno a priezvisko	ID číslo	Podpis	
1	BREZO GABRIEL	113 303		
2	GAŠPAR MIROSLAV	113 224		
3	BALTA JOŽEF	113 161		
4	PUTNOKI VLADIMIR	113 213		
5	Urbán Ján	143 340		
6	ČIŽNÝ Ján	116 956		
7	KONCZ FRANKO	113 120		
8	BOGNIČ FRANTIŠEK	113 186		
9	JÁN BALINT	113 501		
10	DEOR DUSA	113 617		
11	MIROSLAV MIRO	114 334		
12	LADISLAV KOVÁČ	112 243		
13	MIRJAN GNEPČOV	112 001		
14	MARIAN DŽOBA	113 601		
15	M. RAJČEK	113 204		
16	NIGUT	113 082		
17	BAKEI IGOR	116 388		
18				
19				
20				
21				
22				
23				
24				
25				
26				
27				
28				
29				
30				

Školenie previedol : Ing. Ungvarský, p. Dancák

F-NOCE36-2/00-09-S5

MARTEN/ALP

Acceptance report



AREVA
Energietechnik GmbH

page 3

Client: AIR LIQUIDE
Order no.: 4500024586
AREVA rev. no.: 3234 P 4844
Project: ASU Nr. 9 Kosice / SK

Switchgear: T02 - bay = E15
US Steel Kosice

Drawing no.: V02-1240/2005/9738/A

Date of acceptance: 28.3.06

Start of warrantee: 28.3.06 End of warrantee: _____

partial acceptance: () ()
yes no

Remaining works: _____

Date: _____

Annexes: _____

Participants: VUSE-Dancák ELV-Fink
USSK-Pavlov USSK-Bogachiev

AREVA: <u>INBVARSKÝ</u>	Date: <u>28.3.06</u>	Signature: <u>[Signature]</u>
Client: <u>Mr. O'Neill</u>	<u>28.3.06</u>	<u>[Signature]</u>
Client: <u>USSK PAVLOV</u>	<u>28.3.06</u>	<u>Pavlov</u>

Acceptance report



AREVA
Energietechnik GmbH

page 2

Client: AIR LIQUIDE
Order no.: 4500024586
AREVA rev. no.: 3234 P 4844
Project: ASU Nr. 9 Kosice / SK

Switchgear: T01 pole E 21, bay = E 21

Drawing no.: V02-R40/2005/973P/A/00 VUJE

Date of acceptance: 24.3.06

Start of warrantee: 24.3.06 End of warrantee: _____

partial acceptance: () ()
yes no

Remaining works: 1. Exchange of signals from MCB FA1.11, FA1.12, FA1.21, FA1.31, FA1.32, FA1.41
2. Marking of drive cabinets of disconnectors
3. Check on alarm signals H01A, H02A
4. Labeling of alarm signals H01A, H02A
5. Q1-L3 - not sufficient distance between cable and disconnector
6. Greasing of disconnectors

Date: 7. Request for 2 signs with warning texts

Annexes: 8. Labeling of the bay - 2 signs, phases - L1, L2, L3
9. Sockets in panels in kiosk to comply with slovak standard (S4)
10. Repair covers on cable cranks

Participants: Ing. as. Jozef, VSSK, VSSK

AREVA: <u>UNGVARSKY, Labos</u>	Date: <u>24.3.06</u>	Signature: <u>[Signature]</u>
Client: <u>Mr. O'Neill</u>	<u>24/03/06</u>	<u>[Signature]</u>
Client: <u>Present:</u>		

Acceptance report



AREVA
Energietechnik GmbH

page 1

Client: AIR LIQUIDE

Order no.: 4500024586

AREVA rev. no.: 3234 P 4844

Project : ASU Nr. 9 Kosice / SK

Material: Line differential protection Siemens 7SD6101-5FB39-0BN0/DD, F.-Nr. BF0507057791

Overcurrent protection Siemens 7SJ6121-5BB30-1FA0/EE, F.-Nr. BF0507062750

Drawing no.: _____

Date of acceptance: 14.11.2005

Start of warrantee: _____ End of warrantee: _____

Remaining works: _____

Date: _____

Annexes: _____

Participants: _____

AREVA: <u>L. VNGVARSKEJ</u>	Date: <u>12.6.06</u>	Signature: <u>[Signature]</u>
Air Liquide: <u>MARTENS</u>	<u>16.6.06</u>	<u>[Signature]</u>
Client: <u>R. HABER, USSK</u>	<u>15.6.06</u>	<u>[Signature]</u>

Operation and maintenance training report



AREVA
Energietechnik GmbH

page 1

Client: AIR LIQUIDE

Order no.: 4500024586

AREVA rev. no.: 3234 P 4844

Project : ASU Nr. 9 Kosice / SK

Switchgear:

A - Extension of outgoing bays in 110kV substations T01 and T02
B - 6,3kV switchgear in substation T80
B - 6,3kV switchgear in substation T81
F - 2 oil transformers 110/6,3 kV, G - neutral point, H - reactors
L - Low voltage distribution

Date of training: 29.3.2006, 7.4.2006

Documents and manuals provided to customer in Slovak language:

Instruction manual for protection relay Areva MiCOMP130C

Instruction manual for circuit breaker Areva GL311

Instruction manual for disconnecter Areva D300

Instruction manual for current transformer Pfiffner JOF 123

Instruction manual for current transformer Pfiffner EOF 123

Instruction manual for 6kV switchgear Areva AHA 12

Instruction manual for circuit breaker Areva ECA

Instruction manual for quenching choke EGE ZTC 250

Instruction manual for Digital Controlling System SAT in T80

CD with electronic version of above mentioned documents

Date of manuals handover: 11.5.2006

Participants: See Participance sheet of US Steel personnel of a.m. trainings

AREVA: <u>L. NGUTSKÝ</u>	Date: <u>12.5.2006</u>	Signature: <u>[Signature]</u>
Air Liquide: <u>[Signature] G. BONNARD</u>		
US Steel: <u>[Signature] M. Rabatini</u> <u>11/9/06</u>	<u>12.05.2006</u>	<u>[Signature]</u>

Protokol o zaškolení obsluhy



<p>Objednávateľ:</p> <p>AREVA Energietechnik GmbH</p> <p>AFD, Königsbrücker Str.124 D-01099 Dresden</p> <p>Objednávka č. 3234-4500084157</p>	<p>Ďalší účastníci:</p>	<p>Zhotoviteľ:</p> <p>SAT Systémy automatizačnej techniky, spol. s r.o. Kominárska 1 831 04 Bratislava 3 Tel: 02/555 77 222 Fax: 02/555 77 011 IČO: 00603929 DRČ: 00603929/602 OR: Okr.súd Bratislava I, oddiel Sro, vložka č. 332/B</p> <p>SAT Konto: 1P5_3025</p>			
<p>Akcia/ Zariadenie: US Steel Košice, Rozvodňa T80 6kV Operátorské pracovisko SAT230, centrálny modul TM1703 ACP</p>					
<table border="0"> <tr> <td data-bbox="204 927 616 1458"> <p>Meno</p> <p>MINOPCEV GNEPLO MILAN SAMU MIROSLAV EGED JAMBOR BART. BREZO GABRIEL JAN BALING BOHDAN FOMIN JABLONOVSAI OLDRICH Vladimír NIGET VLADIMÍR PUJNOKI</p> </td> <td data-bbox="756 927 1023 1458"> <p>Podpis</p> <p><i>[Signatures]</i></p> </td> <td data-bbox="1066 913 1469 1122"> <p>ELISCHER JAN GASPAR MROSLAV KOLAR JAN BALDA JOSEF</p> </td> </tr> </table> <div data-bbox="181 1473 608 1630"> <p>AREVA AREVA T&E, spol. s r.o. Panenské 7, 811 03 Bratislava IČO: 31380870 IČ DPH: SK2020301787 Tel./Fax: 00421 (0) 2 5441 2871</p> </div>			<p>Meno</p> <p>MINOPCEV GNEPLO MILAN SAMU MIROSLAV EGED JAMBOR BART. BREZO GABRIEL JAN BALING BOHDAN FOMIN JABLONOVSAI OLDRICH Vladimír NIGET VLADIMÍR PUJNOKI</p>	<p>Podpis</p> <p><i>[Signatures]</i></p>	<p>ELISCHER JAN GASPAR MROSLAV KOLAR JAN BALDA JOSEF</p>
<p>Meno</p> <p>MINOPCEV GNEPLO MILAN SAMU MIROSLAV EGED JAMBOR BART. BREZO GABRIEL JAN BALING BOHDAN FOMIN JABLONOVSAI OLDRICH Vladimír NIGET VLADIMÍR PUJNOKI</p>	<p>Podpis</p> <p><i>[Signatures]</i></p>	<p>ELISCHER JAN GASPAR MROSLAV KOLAR JAN BALDA JOSEF</p>			
<p>Zástupcovia objednávateľa:</p> <p>Ing. Urigvarský Ľuboš</p>	<p>Zástupcovia ďalších účastníkov:</p> <p>O'NEILL TORALE 07/04/2016</p>	<p>Zástupcovia zhotoviteľa:</p> <p>Ing. Tulák Ľuboslav</p>			
<table border="0"> <tr> <td data-bbox="204 1877 432 1906"> <p>Za objednávateľa:</p> </td> <td data-bbox="628 1877 911 1906"> <p>Za ďalších účastníkov:</p> </td> <td data-bbox="1059 1877 1437 2063"> <p>Za zhotoviteľa:</p> <p><i>[Signature]</i> SAT Systémy automatizačnej techniky, spol. s r.o. 831 04 Bratislava, Kominárska 1</p> </td> </tr> </table> <p>V Košiciach dňa 7.4.06</p>			<p>Za objednávateľa:</p>	<p>Za ďalších účastníkov:</p>	<p>Za zhotoviteľa:</p> <p><i>[Signature]</i> SAT Systémy automatizačnej techniky, spol. s r.o. 831 04 Bratislava, Kominárska 1</p>
<p>Za objednávateľa:</p>	<p>Za ďalších účastníkov:</p>	<p>Za zhotoviteľa:</p> <p><i>[Signature]</i> SAT Systémy automatizačnej techniky, spol. s r.o. 831 04 Bratislava, Kominárska 1</p>			



PREZENČNÁ LISTINA
Školenie

Strana: 1 z 1

NÁZOV AKCIE:

Obsluha ochrán AREVA Micom

Dátum: 29.3.06

P. č.	Meno a priezvisko	Funkcia	Osobné číslo	Podpis
	a rozvádzačov AHA 12			
1.	MARTIN LIŠKO	EL. MECHANIK REL. ZAR.	113478	Liško
2.	GABRIEL SZABÓ	EL. MECHANIK REL. ZAR.	116806	Szabó
3.	František Hanušovský	EL. MECHANIK REL. ZAR.	115502	Hanusovsky
4.	PAVOL MARCIN	EL. MECHANIK REL. ZARAD.	113217	Marcin
5.	JAN RITAŠ	EL. MECHANIK REL. ZAR.	113510	Ritas
6.	STEFAN URSO	EL. MECHANIK REL. ZAR.	113479	Ursó
7.	MARTIN PSÁR	EL. MECHANIK REL. ZAR.	115503	Psár
8.	PETER PAVELKA	EL. MECHANIK REL. ZAR.	113498	Pavelka
9.	Jadislav Jdušik	- " - " - " -	112860	Jdušik
10.	MIKULÁŠ DUB	EL. MECHANIK REL. ZAR.	113386	Dub
11.	JANĽO JOZEF	EL. MECHANIK REL. ZAR.	113361	Jano
12.	Peter Hoczman	EL. REL. ZAR.	113363	Hoczman
13.	EDK KRIAK	ZMEN. ELEKTRIKÁR	112991	Kriak
14.	DANIEL TOMÁZY	MECHANIK - ELEKTRONIK EL. ZAR.	113787	Tomazy
15.	František Kanger	majster	113459	Kanger
16.	JOZEF PETRO	INŠT. EL.	113605	Petro
17.	ZOLTÁN JUHÁŠ	PREV. EL.	113632	Juhás
18.	MIROSLAV EIB	PREV. ELEKTRIKÁR	116209	Eib
19.	Bohumil Dvůr	Prev. elektrikár	113481	Dvůr
20.	Stefan Bektvi	Zmenový elektrikár	113301	Bektvi
21.	Lašislav KISS	Zmenový elektrikár	113334	Kiss
22.	VLADIMÍR ROŽEK	Technolog. spolupráce	114824	Rožek
23.	Peter Kulina	Zmenový elektrikár	112252	Kulina
24.	PAVOL JUHÁŠ	majster	113072	Juhás
25.	ANDRÉ FEDOR	MECHANIK MPT	113584	Fedor
26.				
27.				
28.				
29.				
30.				
31.				
32.				

C H E C K - L I S T

OF THE ASSEMBLY AND TESTING TRANSFORMER ON THE SITE

TRANSFORMER DATA

Transformer type: TBP 50000-123/A	Serial No : CT 1283-461786
Manufacturer : KONČAR D&ST	Year of manufacturing : 2005.
Rated power : 50000 kVA	Type of cooling : ONAN/ONAF
Rated voltages : 110000/6300 V	Vector group : YNd1

MINUTES

made on 26.10.2006. in U.S. steel Košice

SUBJECT : Assembly of transformer and preparing for putting into operation

- | | |
|---|-------------|
| 1. Check-list of the assembly and inspection of transformer | page: 2 / 3 |
| 2. Measurement of transformer ratio and magnetising current | page: 2 / 3 |
| 3. Measurement of insulation resistance (Megger test) | page: 2 / 3 |
| 4. Dielectric strength of oil measurement | page: 2 / 3 |
| 5. Marshaling box check | page: 3 / 3 |
| 6. Adjusting of protective devices | page: 3 / 3 |
| 7. Putting transformer into no-load operation | page: 3 / 3 |
| 8. Putting transformer into operation | page: 3 / 3 |
| 9. The supplements: | |
| - REPORT as regards detecting and reparation oil leakage on to TBP50000-123/A,CT1283-461786 | |
| - BUSHING TEST REPORT - routine tests (for the bushings: 1ZSC306860,...861,...862,...975) | |
| - TRANSFORMER TEST REPORT for TBP50000 - 123/A, CT1283 - 461786 | |

TRANSFORMER PASSED ALL TESTS AND IT IS READY FOR REGULAR OPERATION

OK

For "AREVA"

1. L. Bodo Ungvársky

2. A. (ALE)

For "HESIA"

1. MELEČIAROV

2.

For "Končar D&ST"

1. B. Bednaž eng

2.

1) Check-list of the assembly and inspection of transformer

visual inspection of transformer at the site
transformer is putt on the fundation
assembly of the coolers on the transformer tank is done
assembly of the oil conservator and pipelines is done
assembly and connections of the fans are done
transformer is filled with oil under vaccum
visual oil leakage check
all valves and circulation dampers are in operating position
check of oil level in conservator of transformer
transformer (bushings, Bucholz relays,...) are de-aerated
all protective devices are correctly connected to connection box
thermometer pockets are filled with oil and sealed
dehydrating breather (color of silikagel)
tightness of transformer connections to network is checked
earthing of transformer is brought out
The front part of box balustrade is mounted again

OK
OK
OK
OK
OK
OK
OK
OK
OK
OK
OK
OK
OK
OK
OK

2) Measurement of transformer ratio and magnetising current

Measurement of transformer ratio			
Supplied on HV side $U = \dots$ (V)			
Measured on the LV side			
pos.	2U - 2V (V)	2U - 2W (V)	2V - 2W (V)
1	OK	OK	OK
2	OK	OK	OK
3	OK	OK	OK
4	OK	OK	OK
5	OK	OK	OK

* MEASUREMENT IS DONE WITH MEGGER
THREE-PHASE TTR
TRANSFORMER TURN-RATIO
TEST SET SER. No. 99122330206

Measurement of magnetising current			
Supplied on HV side $U = 374-396$ (V)			
pos.	1U (mA)	1V (mA)	1W (mA)
1,00	1,63	1,00	1,72
2,00	1,73	1,05	1,80
3,00	1,81	1,10	1,86
4,00	1,87	1,20	2,00
5,00	2,00	1,48	2,11

Supplied on LV side $U = 394-396$ (V)			
pos.	2U (mA)	2V (mA)	2W (mA)
	270	180	200

3) Measurement of insulation resistance (Megger test)

Insulation resistances are measured with 2500 (V), at the temperature : 12° °C

HV - (earth) 14600 (MΩ) HV - LV 12700 (MΩ)

LV - (earth) 9000 (MΩ) core - (earth) 6500 (MΩ)

core is earthed after the megger test

OK

4) Dielectric strength of oil measurement

Dielectric strength (oil sample is taken from tank bottom) amounts to: 21,3 kV / 2.5 mm

5) Marshaling box check

Performance of equipment in marshaling box is checked in accordance with drawing No:

CS0855

Check of operation of cooling system

rotation direction

OK

manual control of fans

OK

authomatic control of fans

OK

overcurrent protection of fans motor adjusted to:

0,67

(A)

Check of operation of protective devices

operation of Buchholz relay - alarm

OK

operation of Buchholz relay - tripping

OK

operation of oil level indicator of transformer

OK

operation of pressure relief device

OK

operation of contact thermometer

OK

operation of WTI of LV winding

OK

operation of tapechanger is checked by hand crank

OK

operation of current transformer 2U CT1 :

(in operation

X

/ short - circuit

)

operation of current transformer 2V CT1 :

(in operation

X

/ short - circuit

)

operation of current transformer 2W CT1 :

(in operation

X

/ short - circuit

)

operation of current transformer 1U CT2 :

(in operation

X

/ short - circuit

)

6) Adjusting of protective devices

Contact thermometer	fans (1st group)	60	(°C)
	fans (2nd group)	70	(°C)
	alarm	100	(°C)
	tripping	110	(°C)
WTI of LV winding	fans (1st group)	80	(°C)
	fans (2nd group)	90	(°C)
	alarm	118	(°C)
	tripping	130	(°C)
	adjusting resistance	1,95	(Ω)

Note :

Check of protective devices functioning is performed with connected working devices

(circuit breakers, indicators, blockades,..)

OK

7) Putting transformer into no-load operation

After performing all the necessary measurements and transformer inspection with satisfactory results, transformer can be put into no-load operation for minimum 2 hours. During no-load should be inspected voltage on HV and LV side.

OK

8) Putting transformer into operation

After successfully putting transformer into no-load operation , transformer can be loaded , and put into regular operation .

OK

Warning :

If some of the activities mentioned above has not been performed, the user has to perform it before undertaking activities specified by items 7 and 8 !

NOTE : H.V. WINDING IS IN TAP POSITION 1 (115 500 V)

Acceptance report



AREVA
Energietechnik GmbH

page 1

Client: AIR LIQUIDE

Order no.: 4500024586

AREVA rev. no.: 3234 P 4844

Project : ASU Nr. 9 Kosice / SK

- Material/Services:
- 1 T80 AC aux. panel monitoring with DCS/ Monitorovanie vlastnej spotreby AC do RIS
 - 2 T80 DC aux. panel monitoring with DCS/ Monitorovanie vlastnej spotreby DC do RIS
 - 3 Modifications in visualisation of DCS of T80
 - 4 Cabeling from aux. panel to DCS modules/ Natiahnutie kablov z vlastnej spotreby do RISu
 - 5 Installation of 2 additional MCBs for DC ring circuit/ Doplnenie ističov na priebežky DC 2ks
 - 6 Wiring of ring circuits from CrossCoupling for busbar changeover/ Doplnenie priebežných spojov prepínania prípojníc
 - 7 Completion of arc protection tests/ Odskušanie zableskovej ochrany
 - 8 Functional tests of CrossCoupling interlocking/ Skúšky blokád
 - 9 Instalation of separate MCBs for DCS modules in 6kV panels/ Rozistenie modulov RIS v 6kV rozvádzači
 - 10 Additional labeling of 6kV switchgear/ Dodatočné označenie 6kV rozvodne
 - 11 Language localisation of MiCOM protections in T80, T81
 - 12 Wiring modification in BAC feeder acc. to AL design/ Úpravy v zapojení vývodu BAC podľa AL

Drawing no.: The modif. drawings will be included in final as built files.

Date of acceptance: 6.9.06

Start of warrantee: _____ End of warrantee: _____

Remaining works:

- install 2 DC transducers for ATJ by VUSE
- install 2 plug for fault announcement in ATF by Elektrovaood

Date: 6.9.06



- adjust sensitivity of measurement at DCS by SAT
- redesign interlock #8 to execute on closing coil by AREVA

Annexes:

Participants: _____

AREVA: <u>V NGUARKSKY</u>	Date: <u>6.9.06</u>	Signature: <u>[Signature]</u>
Air Liquide: <u>MARTENS</u>	Date: <u>6.9.06</u>	Signature: <u>[Signature]</u>
Client: <u>M. Rabatiw - USSK</u>	Date: <u>06.09.06</u>	Signature: <u>[Signature]</u> 114925

Protokol o zaškolení správcu systému

Objednávateľ: AREVA Energietechnik GmbH AFD, Königsbrücker Str.124 D-01099 Dresden Objednávka č. 3234-4500084157	Ďalší účastníci:	Zhotoviteľ: SAT Systémy automatizačnej techniky, spol. s r.o. Kominárska 1 831 04 Bratislava 3 Tel: 02/555 77 222 Fax: 02/555 77 011 IČO: 00603929 DRČ: 00603929/602 OR: Okr.súd Bratislava I, oddiel Sro, vložka č. 332/B SAT Konto: 1P5_3025
Akcia/ Zariadenie: US Steel Košice, Rozvodňa T80 6kV Operátorské pracovisko SAT230, distribuovaný riadiaci systém TM1703 ACP		
Meno <u>Pöbert Gonda</u> Podpis <u></u> <u>113858</u>		
Zástupcovia objednávateľa: Ing. Ungvarský Ľuboš	Zástupcovia ďalších účastníkov:	Zástupcovia zhotoviteľa: Ing. Tulák Ľuboslav
Za objednávateľa:	Za ďalších účastníkov:	Za zhotoviteľa: <u></u>
V Košiciach dňa <u>21.9.2006</u>		